




A CFD SOFTWARE TOOL FOR OPTIMIZING THE COOLING PERFORMANCE OF DATA CENTERS

TileFlow® is a state-of-the-art simulation tool, based on Computational Fluid Dynamics (CFD), for predicting and optimizing the cooling performance of data centers. It features an intuitive and easy-to-use graphical user interface, an advanced solver, and powerful visualization and reporting capabilities.


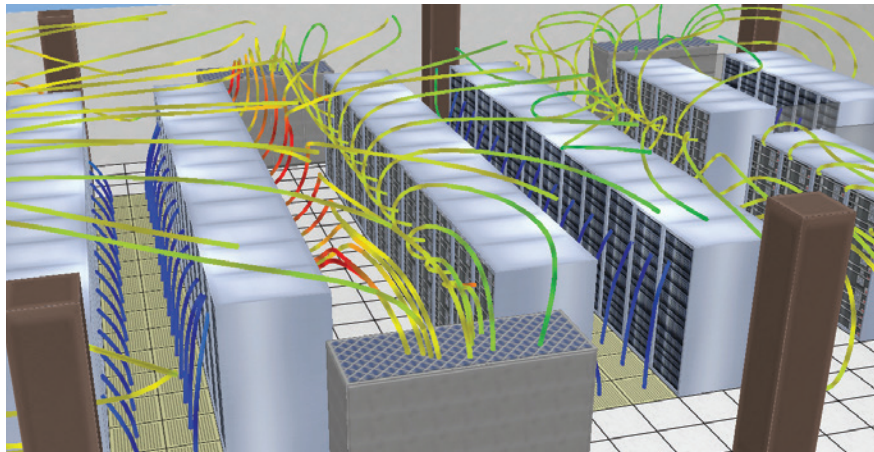
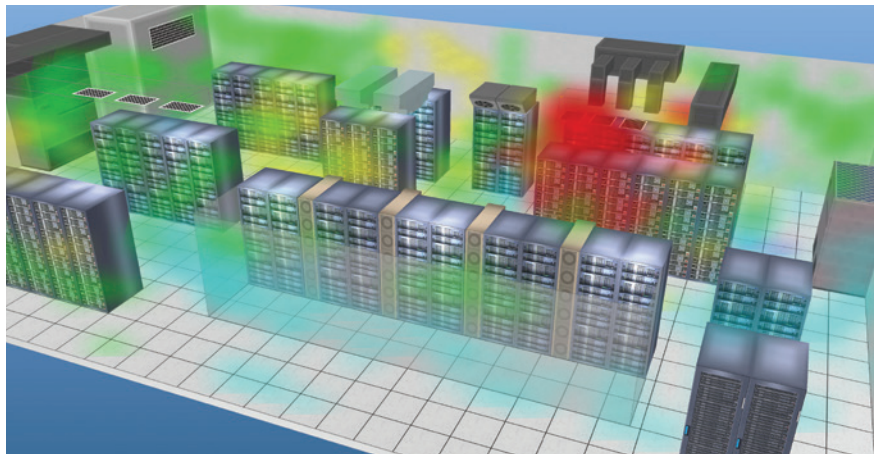
Introduced in 2001, it is widely used by data center managers, A&E companies, equipment manufacturers, and consulting companies.

TileFlow® results have been validated against measurements in real-life data centers.



A TileFlow® model gives you detailed information about the airflow, temperatures, and pressures throughout the data center. You can use this knowledge to:

- Assess cooling
- Mitigate hot spots
- Reduce operating cost
- Optimize cooling effectiveness
- Reduce energy consumption
- Make operational changes



KEY FEATURES

- Designed for all data center configurations and cooling arrangements
- Intuitive and easy-to-use
- Realistic display of objects
- Import of layout drawings
- Integration with DCIM products
- Excel import and export
- Comprehensive library of cooling equipment, perforated tiles, racks, and servers
- Applicable to any tile size
- Powerful, fast, and robust solver
- Customized graphical displays
- Animation movies
- Automatic reports in PDF and HTML formats
- Output data in text and Excel files
- Tools to annotate pictures
- Batch processing and scheduler
- Sensor module (special add-on, available for an extra fee)

To receive more information
or to request an online Demo:

Call 763-231-1200

Email info@TileFlow.com

Visit www.TileFlow.com

TileFlow® is a product of



Innovative Research, Inc.
A Computational Fluid Dynamics Company